

Observability FORECAST_2023

Top takeaways from the largest, most comprehensive observability study



2023 Observability Forecast Spotlight

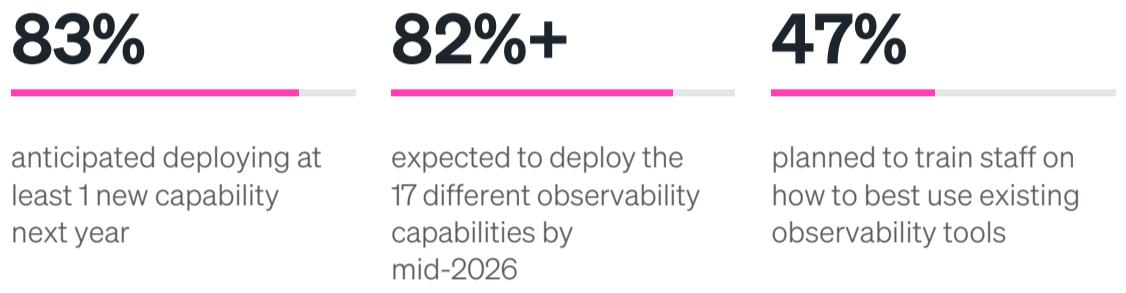
1,700 technology professionals in 15 countries

New Relic partnered with Enterprise Technology Research (ETR) for the third annual *Observability Forecast* report, which examines the state and future of observability. We surveyed 1,700 technology professionals in 15 countries across Asia Pacific, Europe, and North America to learn about the business value of observability, its return on investment (ROI), and its impact on costs and revenue. The report also benchmarks service-level metrics like outage frequency, mean time to detection (MTTD), mean time to resolution (MTTR), and cost. View a summary of the highlights and key findings below, or [dive right into the data](#).

State of observability highlights



Future of observability highlights

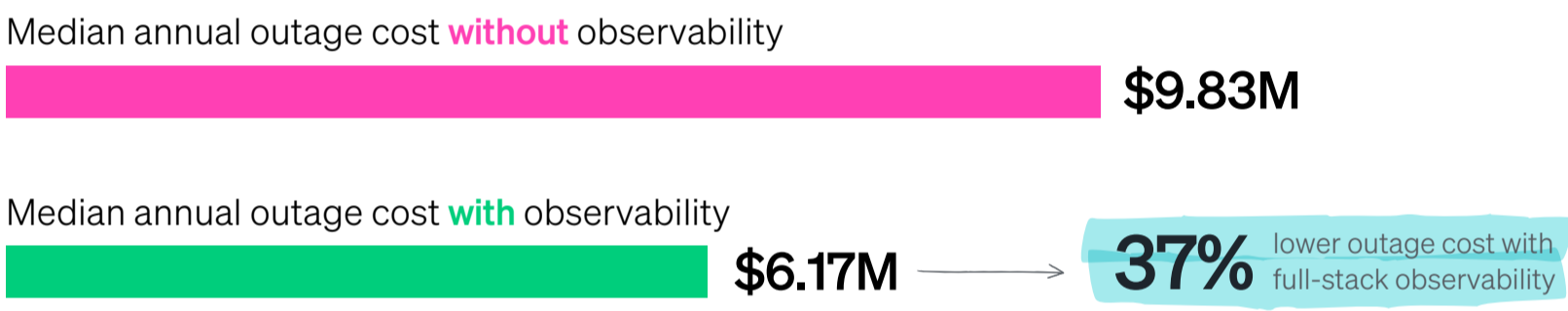


Regarding business value, like many organizations, I try to save as much money as I can because I don't have an open budget or checkbook. And when I talk to financial people and businesspeople, I have to justify and express the numbers. When you express the lack of observability in dollars and cents, you may **create a profound statement.**

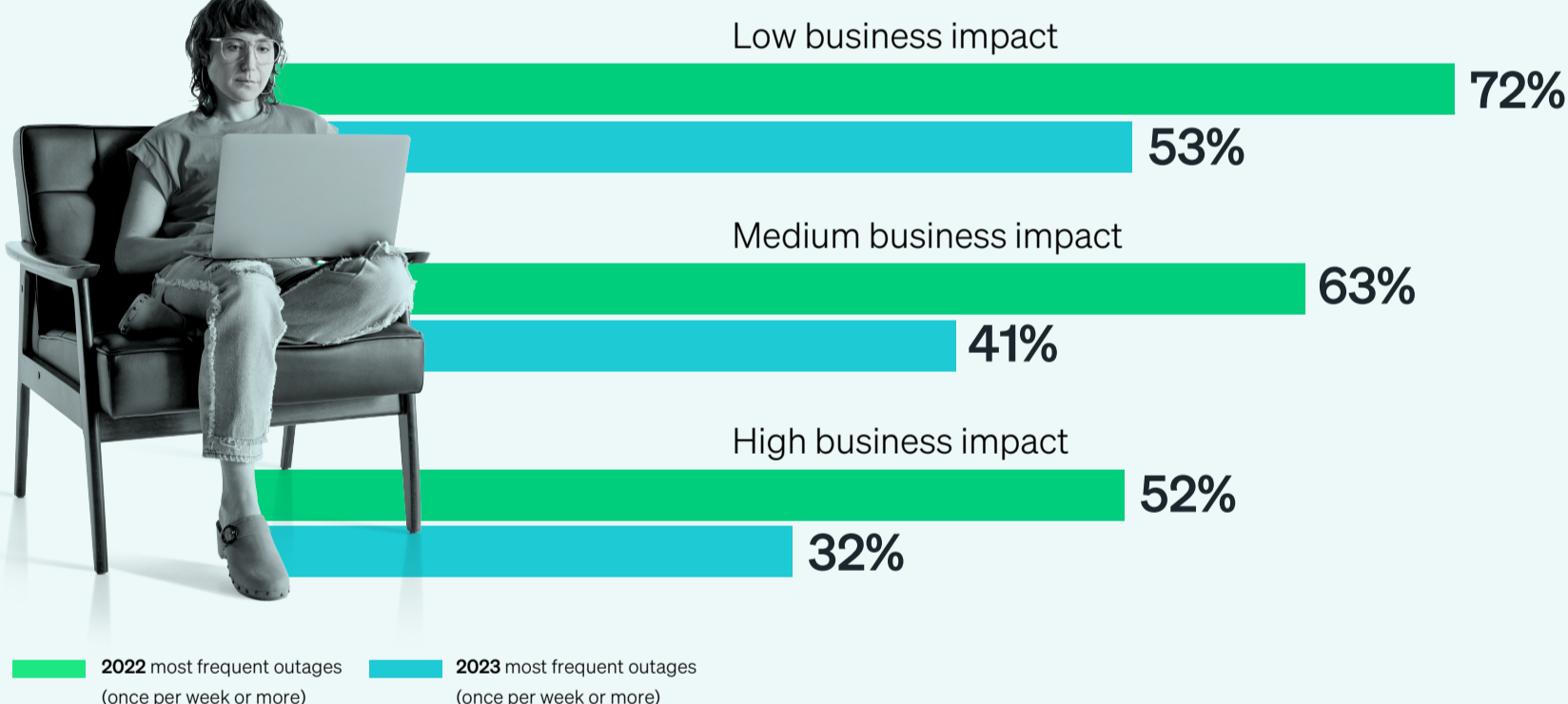
Senior director of global infrastructure
Large media/martech enterprise



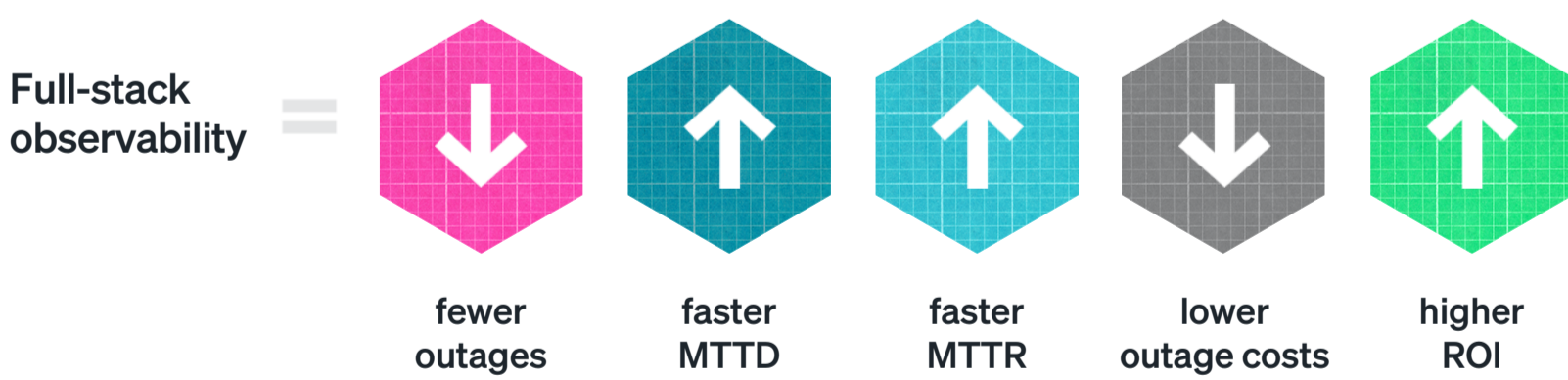
Median annual outage cost is \$7.75M— but observability helps



Outages are happening less frequently YoY



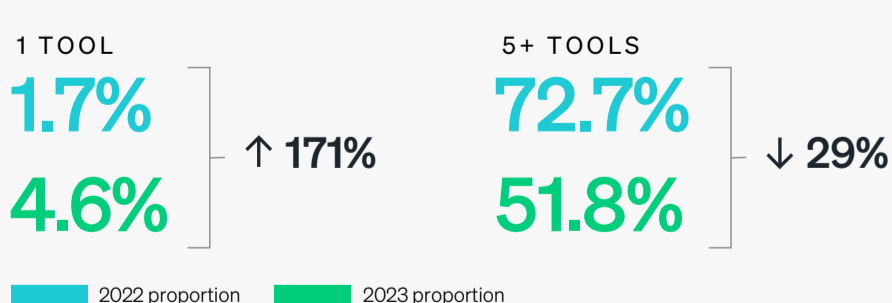
Full-stack observability correlates to better outcomes again



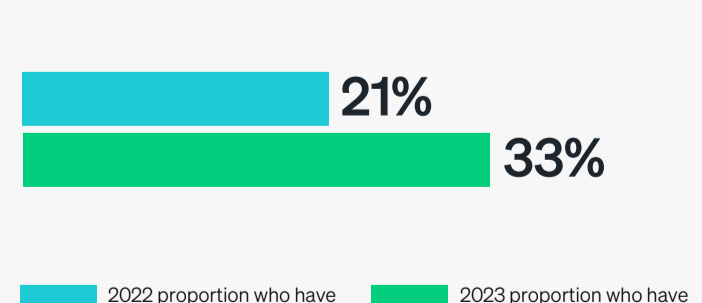
Observability delivers 2x annual ROI



Number of tools is decreasing but tool fragmentation persists



Full-stack observability is on the rise



[View Full Report](#)

2023 Observability Forecast

Published September 2023
Author: Alicia Basteri, Principal Content Manager, New Relic

```

jaeger_exporter =
  JaegerSpanExporter(
    service_name="you
    agent_host_name=
    agent_port=6831
    
```

